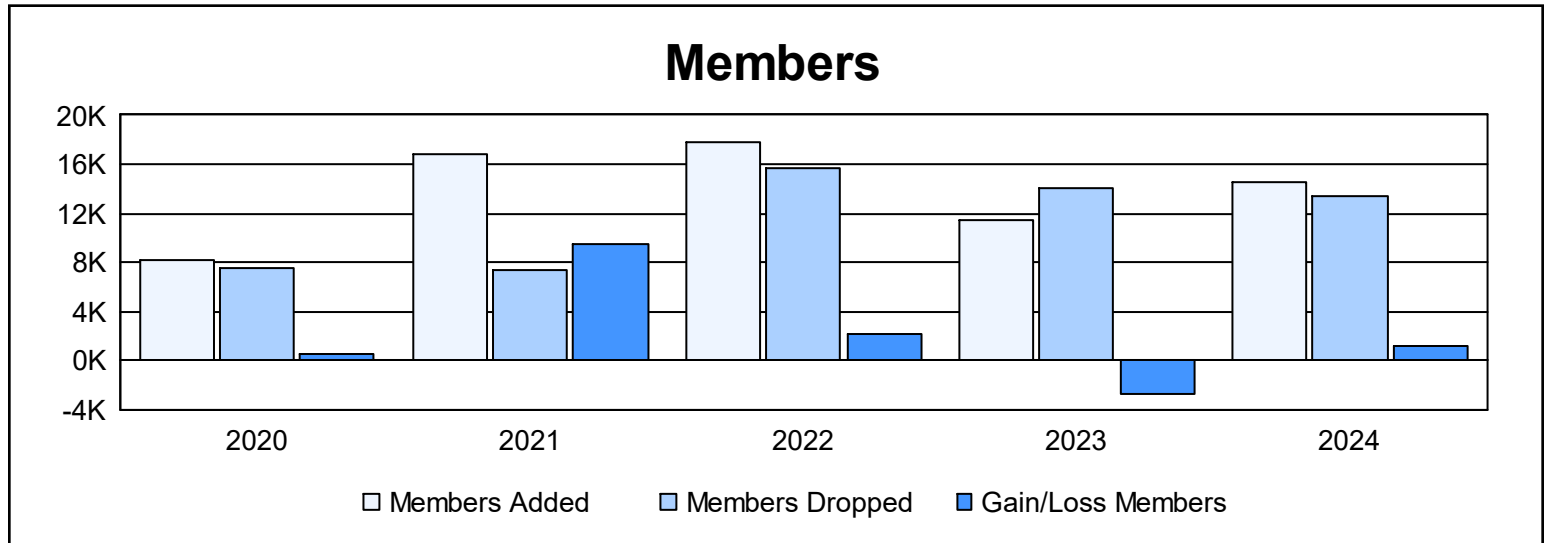
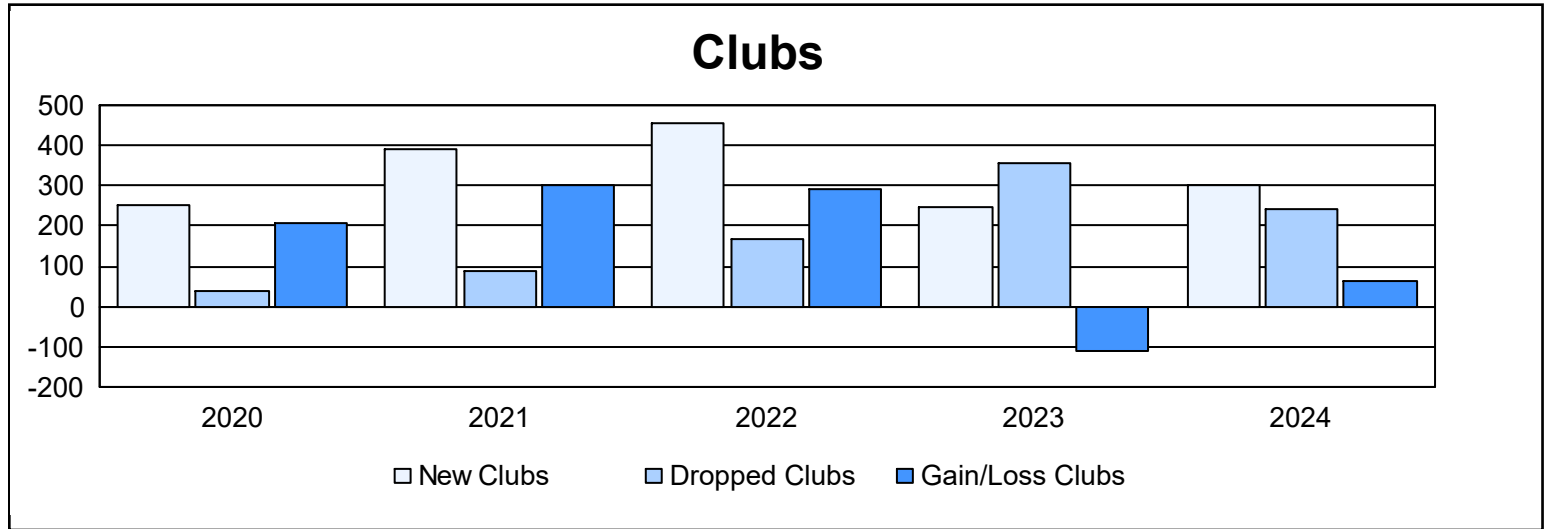
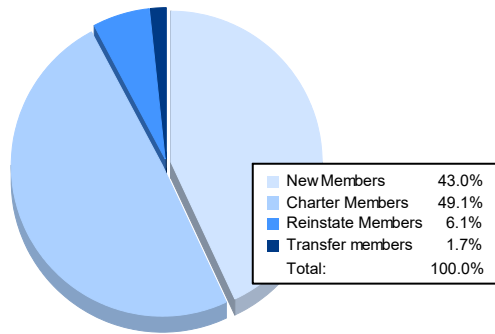


Year	New Clubs	Dropped Clubs	Gain/Loss Clubs	New Members	Charter Members	Reinstate Members	Transfer Members	Total Member Added	Total Members Dropped	Gain/Loss Members
2019-2020	249	40	209	2,298	5,654	195	29	8,176	7,583	593
2020-2021	389	88	301	7,061	9,534	227	52	16,874	7,376	9,498
2021-2022	455	165	290	6,471	10,948	310	97	17,826	15,674	2,152
2022-2023	245	357	-112	4,244	6,357	641	132	11,374	14,048	-2,674
2023-2024	301	239	62	6,243	7,131	883	252	14,509	13,336	1,173
Average	328	178	150	5,263	7,925	451	112	13,752	11,603	2,148



Membership Composition June 2024 Cumulative



Gender Composition June 2024 Cumulative

